



PTS-420 SERIES

4 to 20mA Position Transmitter

SPECIFICATIONS

- ✦ Process controls transmitter
- ✦ 4-20mA, 2-wire current loop operation
- ✦ Measurement ranges from 0.25 to 10 inch
- ✦ Self contained electronics
- ✦ Zero and span adjustable
- ✦ Rugged splash-proof housing
- ✦ Pipe thread ports for electrical conduits

The **PTS-420 Series Position Transmitter** combines a linear position sensor with custom electronics and a rugged splash-proof housing. Designed specifically for operation in demanding environments, the PTS-420 delivers a 4-20mA current loop output, making it the ideal choice for process control applications.

The PTS-420 operates on a +10.5 to +28VDC loop voltage. The integral conditioning electronics convert the DC input voltage into the required AC excitation voltage for the position sensor, and demodulates the AC voltage output into a smooth 4-20mA signal. Zero and span adjustment with 10-turn potentiometers, as well as the barrier type terminal strip, are all easily accessible by removing the top cover, thereby simplifying installation and calibration.

Available in a number of linear measurement ranges from 0.25 to 10 inches, the rugged construction and reliable performance of the PTS-420 satisfies the most challenging application requirements such as in power generation, rolling mills and water treatment plants. The 4-20mA current loop output is compatible with most PLCs and allows operation with long cables.

Like in most of our LVDTs, the PTS-420 windings are vacuum impregnated with a specially formulated, high temperature, flexible resin, and the coil assembly is potted inside its housing with a two-component epoxy. This provides excellent protection against hostile environments such as high humidity, vibration and shock.

FEATURES

- ✦ Compatible with most process controllers
- ✦ Ideal for electrically noisy environments
- ✦ 2-wire current loop operation
- ✦ Screwdriver adjustments for ease of calibration
- ✦ Rain-tight, splash-proof housing
- ✦ Imperial or metric threaded core
- ✦ Calibration certificate supplied with all units

APPLICATIONS

- ✦ Process control
- ✦ Power generation
- ✦ Air-handling systems
- ✦ Valve position monitoring
- ✦ Waste water sluice gate control
- ✦ Water filtration/treatment plants
- ✦ Rolling mill roller gap feedback

PERFORMANCE SPECIFICATIONS

ELECTRICAL SPECIFICATIONS						
Parameter	PTS-420 250	PTS-420 500	PTS-420 1000	PTS-420 2000	PTS-420 5000	PTS-420 10000
Stroke range	0.25 [6.35]	0.5 [12.7]	1 [25.4]	2 [50.8]	5 [127]	10 [254]
Sensitivity, mA/in [mm]	64 [2.52]	32 [1.26]	16 [0.63]	8 [0.315]	3.2 [0.126]	1.6 [0.063]
Non-linearity, max.	0.5% of FR				0.75% of FR	1.25% of FR
Temperature coefficient of sensitivity	0.022%/°F [0.04%/°C]					
Loop supply voltage	10.5 to 28VDC					
Output	4 to 20mA (Increases when the core is displaced towards the electrical connections)					
Output at null position	12mA (null position is defined as the mid-stroke position)					
Max loop resistance	540 ohms @ 24VDC (see loop resistance chart below)					
Output noise & ripple	25 μ A peak-to-peak, maximum					
Stability	0.05% of FSO, after 30 minute warm up					
Frequency response	50Hz @ -3db					
Controls	Zero and span potentiometers, 10 turn					

ENVIRONMENTAL AND MATERIAL SPECIFICATIONS	
Operating temperature range	-13°F to +185°F [-25°C to +85°C]
Housing material	Aluminum alloy
Electrical connection	Barrier type terminal strip with two #8-32 screws
IEC 60529 rating	IP65

Notes:

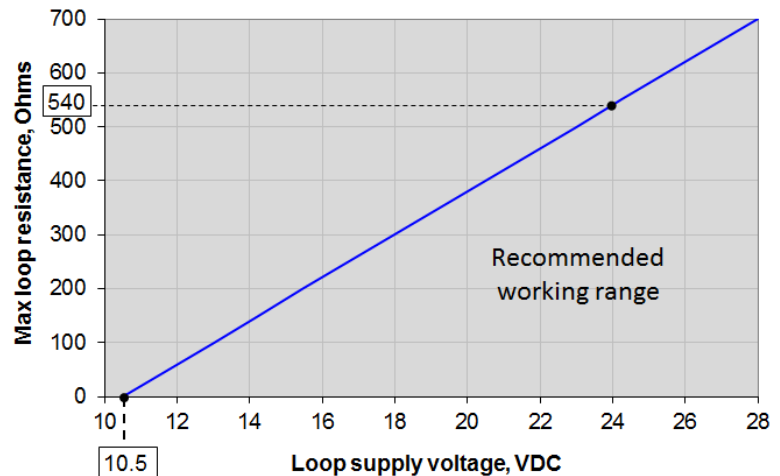
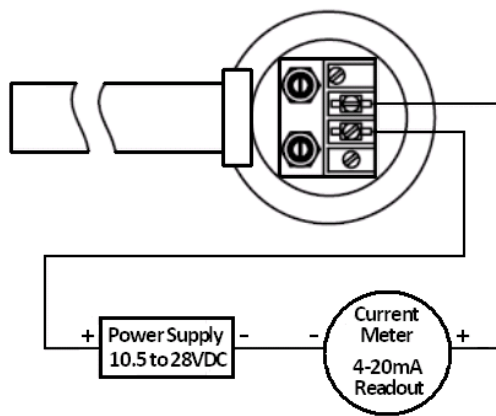
All values are nominal unless otherwise noted

Dimensions are in inch [mm] unless otherwise noted

FR: Full Range is the stroke range, end to end; FR=S for a 0 to S stroke range

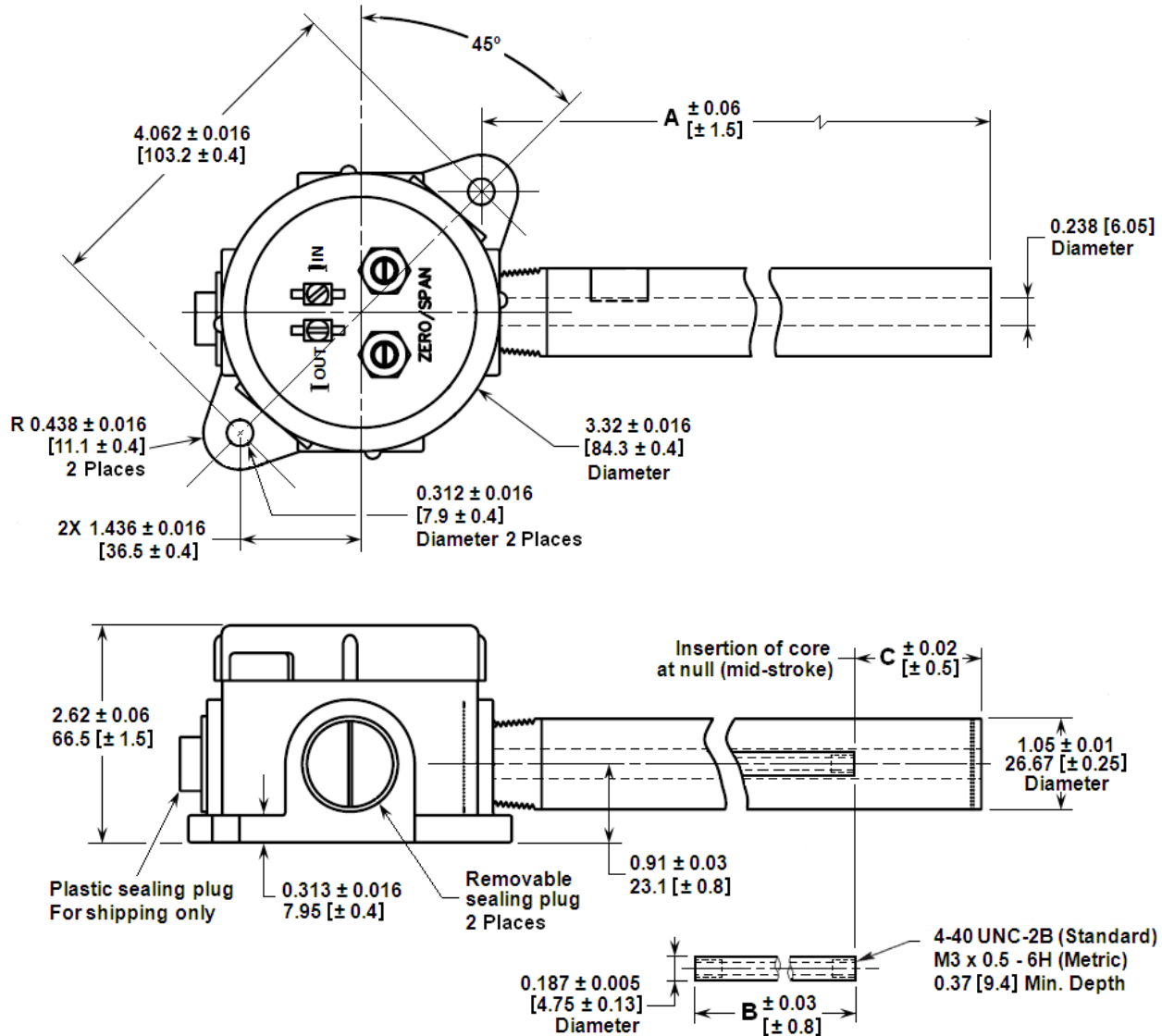
FSO (Full Scale Output): Largest absolute value of the outputs measured at the ends of the range

WIRING SCHEMATIC & LOOP RESITANCE



MECHANICAL SPECIFICATIONS

Parameter	PTS-420 250	PTS-420 500	PTS-420 1000	PTS-420 2000	PTS-420 5000	PTS-420 10000
Main body length "A"	3.53 [89.7]	4.66 [118.4]	6.07 [154.2]	8.34 [211.8]	11.46 [291.1]	20.77 [527.6]
Core length "B"	1.10 [27.9]	1.80 [45.7]	3.00 [76.2]	3.80 [96.5]	3.80 [96.5]	6.20 [157.5]
Insertion of core at null (mid-stroke) "C"	0.44 [11.2]	0.65 [16.5]	0.75 [19.1]	1.48 [37.6]	3.05 [77.5]	6.48 [164.6]
Weight, body, lb [kg]	1.6 [0.74]	1.8 [0.81]	2.0 [0.91]	2.3 [1.05]	2.5 [1.14]	2.9 [1.30]
Weight, core, oz [gram]	0.11 [3]	0.14 [4]	0.25 [7]	0.35 [10]	0.46 [13]	0.49 [14]



Dimensions are in inch [mm]

PTS-420 SERIES

4 to 20mA Position Transmitter

ORDERING INFORMATION

Description	Model	Part Number
0.25 inch stroke transmitter	PTS-420 250	02560967-000
0.5 inch stroke transmitter	PTS-420 500	02560967-001
1 inch stroke transmitter	PTS-420 1000	02560967-002
2 inch stroke transmitter	PTS-420 2000	02560967-003
5 inch stroke transmitter	PTS-420 5000	02560967-004
10 inch stroke transmitter	PTS-420 10000	02560967-005
OPTIONS		
Metric threaded core (M3 x 0.5 – 6H)		02560967-60X

Example: PTS-420 with 0.5 inch stroke and metric threaded core, part number 02560967-601

ACCESSORIES	
DC power supply (15VDC), Model PSD 40-15	02291339-000
Core connecting rod, 6 inches long, 4-40 threads	05282946-006
Core connecting rod, 12 inches long, 4-40 threads	05282946-012
Core connecting rod, 24 inches long, 4-40 threads	05282946-024
Core connecting rod, 36 inches long, 4-40 threads	05282946-036
Core connecting rod, 6 inches long, M3x0.5 metric threads	05282977-006
Core connecting rod, 12 inches long, M3x0.5 metric threads	05282977-012

NORTH AMERICA

Measurement Specialties, Inc.,
a TE Connectivity company
Tel: 800-522-6752
Email: customercare.frm@te.com

EUROPE

Measurement Specialties (Europe), Ltd.,
a TE Connectivity Company
Tel: 800-440-5100
Email: customercare.bevx@te.com

ASIA

Measurement Specialties (China) Ltd.,
a TE Connectivity company
Tel: 0400-820-6015
Email: customercare.shzn@te.com

TE.com/sensorsolutions

Measurement Specialties, Inc., a TE Connectivity company.

Measurement Specialties, TE Connectivity, TE Connectivity (logo) and EVERY CONNECTION COUNTS are trademarks. All other logos, products and/or company names referred to herein might be trademarks of their respective owners.

The information given herein, including drawings, illustrations and schematics which are intended for illustration purposes only, is believed to be reliable. However, TE Connectivity makes no warranties as to its accuracy or completeness and disclaims any liability in connection with its use. TE Connectivity's obligations shall only be as set forth in TE Connectivity's Standard Terms and Conditions of Sale for this product and in no case will TE Connectivity be liable for any incidental, indirect or consequential damages arising out of the sale, resale, use or misuse of the product. Users of TE Connectivity products should make their own evaluation to determine the suitability of each such product for the specific application.

© 2015 TE Connectivity Ltd. family of companies All Rights Reserved.